



## VERSALITE-LED (LiFePO<sub>4</sub>) EMERGENCY LIGHTING FIXTURE

- Wall mounting sheet metal case
- LED lamp illumination
- Heat resistant clear polycarbonate lens
- LiFePO<sub>4</sub> long-lasting and environmentally friendly battery

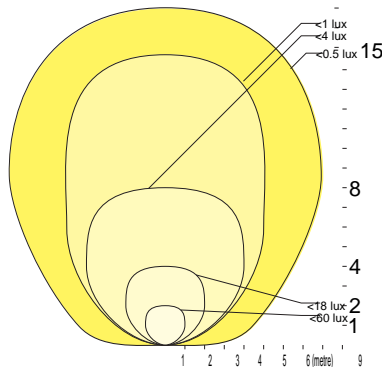
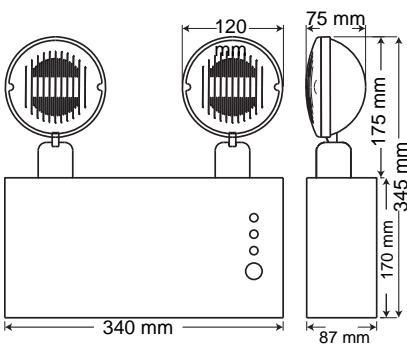
### USAGE AREAS

- Stairwells
- Indoor parking lots
- Factories
- Boiler rooms
- Shelters
- Warehouses

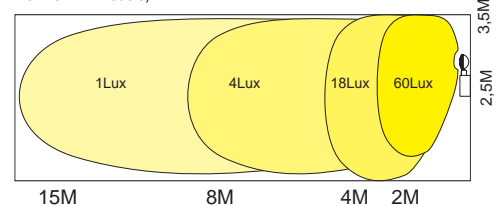
### LAMP OPTIONS

- LED 6500°K
- 14-26 LED models

### DIMENSIONS



For 26 LED models,



### MODEL TABLE

#### VERSALITE LED (LifePO<sub>4</sub>)

MODEL CODE	LIGHTING STYLE	LAMP	DURATION	DIMENSIONS (W-L-H)mm	WEIGHT	IP CLASS	ISOLATION CLASS	OPERATION TEMP	POWER	OPERATION VOLTAGE
VS-LFP 214/1	Non-Maintained	2x14 led	Emergency 60 m.	95x352x300mm	3,4kg	40	I	-16/+45°	5w	220-240
VS-LFP 214/3	Non-Maintained	2x14 led	Emergency 180 m.	95x352x300mm	3,45kg	40	I	-16/+45°	5w	220-240
VS-LFP 226/1	Non-Maintained	2x26 Led	Emergency 60 m.	95x352x300mm	3,45kg	40	I	-16/+45°	5w	220-240
VS-LFP 226/3	Non-Maintained	2x26 Led	Emergency 180 m.	95x352x300mm	3,55kg	40	I	-16/+45°	5w	220-240

#### VERSALITE LED (DALI COMPATIBLE)

VS-LFP 226/1 DALI	Non-Maintained	2x26 Led	Emergency 60 m.	95x352x300mm	3,45kg	40	I	-16/+45°	3,5w	220-240
VS-LFP 226/3 DALI	Non-Maintained	2x26 Led	Emergency 180 m.	95x352x300mm	3,55kg	40	I	-16/+45°	3,5w	220-240

